


## Air Return Type 'R'

'R' Air return regulators serve the same function as the spring return type in that they control the forward speed of the drill. However, the air type requires an air signal at the end of each drilling cycle to return the regulator to its original position. Also, these regulators are required for peck feed drilling as they are capable of holding the drilling depth at the end of each peck feed motion.

### Features:

1. With the position of the piston rod maintained along the stroke as desired, efficient peck feed drilling is possible.
2. Longer strokes available for extended application purposes.

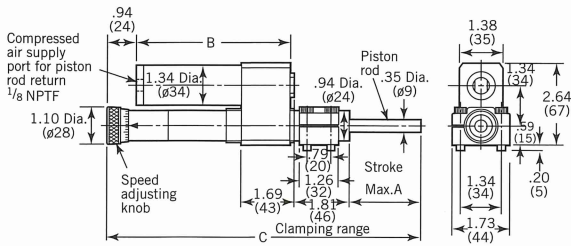


### Ordering Example:

One 3.15" stroke Air Return Regulator for Model ES5 Selffeeder.

Qty. 1 - R-3182A Air Return Regulator.

### R-2442A, R-2462A, and R-2482A

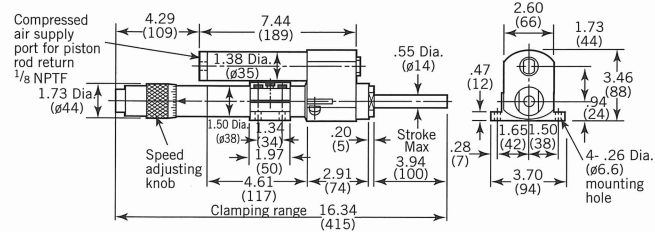


Model	A	B	C
R-2442A	1.57 (40)	5.00 (127)	9.45 (240)
R-2462A	2.36 (60)	1.27 (32)	10.24 (260)
R-2482A	3.15 (80)	7.09 (180)	13.11 (333)

Dimensions: In. (mm)

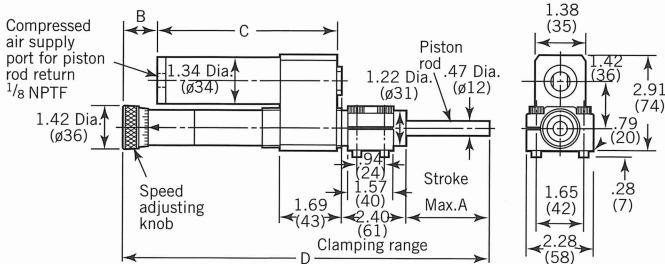
### R-38100AC

Dimensions: In. (mm)



Notes: Diagram shown with optional regulator clamp.

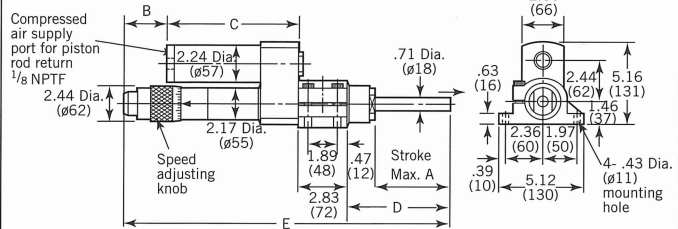
### R-3182A and R-31132A



Model	A	B	C	D
R-3182A	3.15 (80)	1.54 (39)	7.09 (180)	14.29 (363)
R-31132A	5.12 (130)	1.34 (34)	10.04 (255)	19.02 (483)

Dimensions: In. (mm)

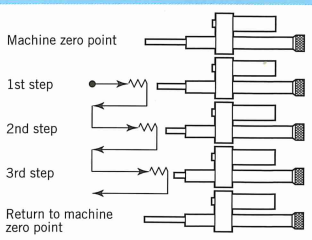
### R-55100A and R-55150A



Model	A	B	C	D	E
R-55100A	3.94 (100)	2.52 (64)	7.52 (191)	5.83 (148)	18.74 (476)
R-55150A	5.91 (150)	3.19 (81)	8.50 (216)	7.80 (198)	22.36 (568)

Dimensions: In. (mm)

### Peck Feeding Example



## Specifications

Model	Applicable Selffeeder	Max. Stroke in. (mm)	Load Range Lbs. (kg)	Range of Speed Control for Each Thrust		Permissible Impact Load Ft. Lbs. (kg·m)	Wgt. (Main Body Only)
				in./sec.	(mm/sec)		
R-2442A	ES2	1.57 (40)	44 - 330	F = 44 Lbs. : .01 - .20	F = 20kg : 0.3 - 5	1.80 (0.25)	2.86 (1.3)
		2.36 (60)					3.08 (1.4)
		3.15 (80)					3.30 (1.5)
R-3182A	ES4P	3.15 (80)	110 - 660	F = 220 Lbs. : .01 - .47	F = 100kg : 0.3 - 12	2.90 (0.4)	4.85 (2.2)
		5.12 (130)					6.17 (2.8)
R-31132A	ES5	5.12 (130)	50 - 300	F = 480 Lbs. : .02 - .98	F = 220kg : 0.5 - 25		6.17 (2.8)
R-38100AC*	ES6	3.94 (100)	480 - 990 (220 - 450)	F = 480 Lbs. : .01 - .59	F = 220kg : 0.3 - 15	4.30 (0.6)	9.26 (4.2)
			F = 840 Lbs. : .02 - .98	F = 380kg : 0.5 - 25			
			F = 990 Lbs. : .03 - 1.18	F = 450kg : 0.8 - 30			
R-55100A*	ES7	3.94 (100)	880 - 2200 (400 - 1000)	F = 880 Lbs. : .01 - .59	F = 400kg : 0.2 - 15	7.20 (1.0)	16.09 (7.3)
R-55150A*		5.91 (150)					F = 2200 Lbs. : .02 - 1.38

\*R-38100A, R-55100A, R-55150A Regulator Clamps sold separately

### Air Piping Example for Piston Rod Return

